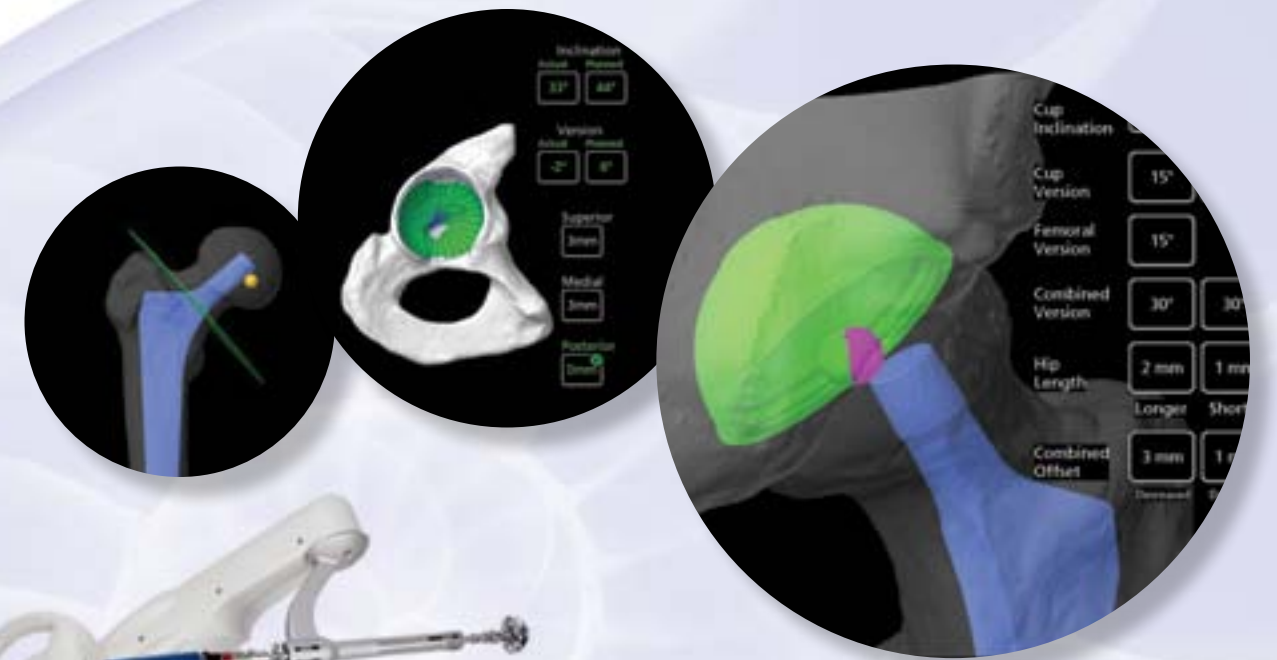


A New Level of Precision

RIO® Total Hip Application

MAKO Surgical Corp. is dedicated to advancing orthopedics through the discovery and development of quality innovative robotic and implantable surgical solutions that consistently, reproducibly and precisely restore patient quality of life.



A new level of confidence.
One patient at a time.

1. Moskal JT, Capps SG. Improving the accuracy of acetabular component orientation: Avoiding malposition. *J Am Acad Orthop Surg.* 2010;18:286-296.
2. Phillips CB, Barrett JA, Losina E, et al. Incidence rates of dislocation, pulmonary embolism, and deep infection during the first six months after elective total hip replacement. *J Bone Joint Surg Am.* 2003;85:20-26.
3. Cooper RA, McAllister CM, Borden LS, Bauer TW. Polyethylene debris-induced osteolysis and loosening in uncemented total hip arthroplasty: A cause of late failure. *J Arthroplasty.* 1992;7.3:285-290.
4. Data on file.
5. Upadhyay A, York S, Macaulay W, McGrory B, Robbennolt J, Bal BS. Medical malpractice in hip and knee arthroplasty. *J Arthroplasty.* 2007;22.6(suppl):2-7.e4.
6. Konyves A, Bannister GC. The importance of leg length discrepancy after total hip arthroplasty. *J Bone Joint Surg Br.* 2005;87:155-157.
7. Jolles BM, Zangger P, Leyvraz PF. Factors predisposing to dislocation after primary total hip arthroplasty: A multivariate analysis. *J Arthroplasty.* 2002;17.3:282-288.
8. Dorr LD, Malik A, Dastane M, Wan Z. Combined anteversion technique for total hip arthroplasty. *Clin Orthop Relat Res.* 2009;467:119-127.



Restoring Quality of Life Through Innovation®

2555 Davie Road | Fort Lauderdale, FL 33317 | 866.647.6256 | www.makosurgical.com

© MAKO Surgical Corp. 204504 r03 07/11



A New Level of Precision

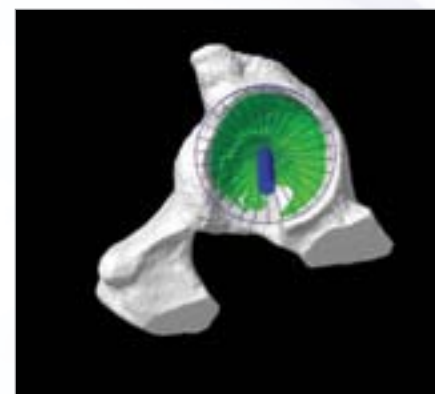
MAKOplasty® Total Hip Arthroplasty (THA) is an innovative surgical treatment option for patients who suffer from non-inflammatory or inflammatory degenerative joint disease. It is powered by the RIO® Robotic Arm Interactive Orthopedic System, which allows surgeons to achieve consistently reproducible precision in total hip replacement.

Achieving optimal acetabular cup placement can be one of the most challenging aspects of THA, and malpositioned cups can lead to the occurrence of many significant complications¹: dislocation - the number one short-term complication,² and implant loosening - the most common long-term failure caused by vertical cups and polyethylene wear.³

Accurate Cup Placement

No more waiting for intra-op or post-op x-rays to evaluate your acetabular cup position. MAKOplasty® THA powered by RIO® can help you avoid vertically positioned cups that lead to increased wear by providing tactile, visual, and auditory guidance during reaming and cup impaction. The RIO® Total Hip Application provides a new level of accuracy and precision for acetabular cup placement.

- Cup inclination and version accuracy within 5° of your plan⁴
- Center of rotation of the acetabular cup within 2mm of your plan⁴



Precision sculpting of bone with RIO® robotic arm



Robotic arm controlled reaming and cup impaction

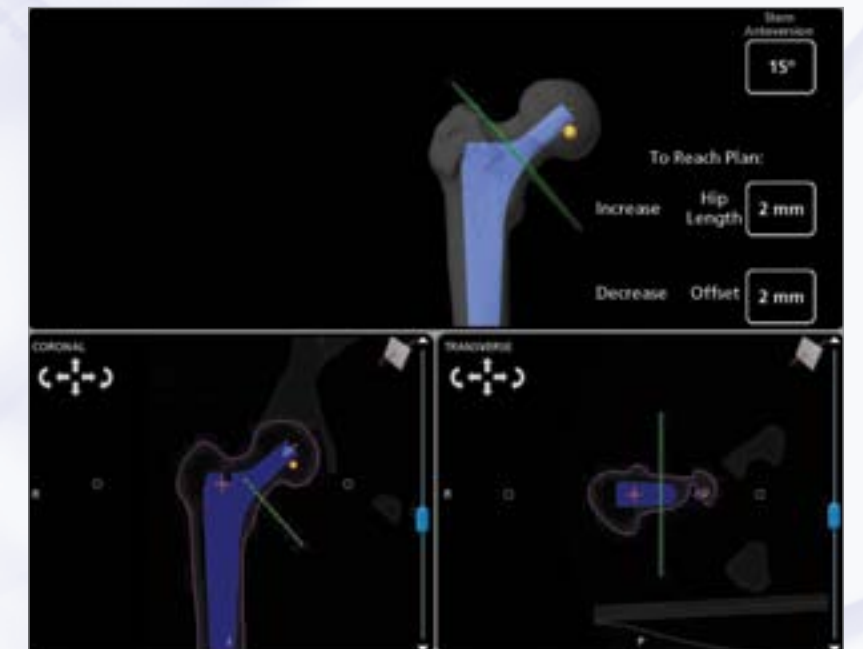


MAKOplasty®—Consistently Reproducible Precision

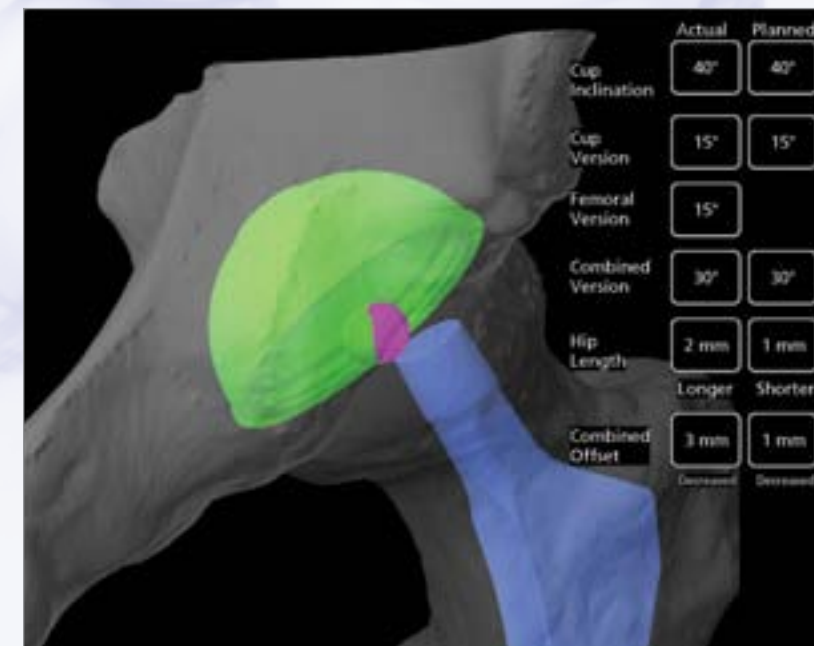
Leg length discrepancy is one of the most common reasons for litigation following total hip arthroplasty.⁵ Clinical studies show that leg length discrepancies of 5mm or more are easily perceived by patients and can result in discomfort or even walking complications.⁶ Accurate leg length and cup position can be difficult to accomplish with only alignment guides or visual assessment.

Accurate Leg Length Restoration

Talking to a patient at 6-week follow-up about a leg length discrepancy can be stressful for a surgeon. The RIO® Total Hip Application relieves some of that stress by providing improved leg length precision.⁴ Your surgical results are presented at the end of the case in a clear and easy-to-read format. Plan what you want to achieve, and RIO® will help you meet your goal.



Patient-specific planning



Surgical results summary

Optimal Combined Anteversion

Achieving the right combined anteversion for each patient can potentially decrease their risk for dislocation.⁷ With the RIO® Total Hip Application, combined anteversion becomes a simple and practical intra-op goal. Estimating femoral broach version is no longer necessary; the software application automatically calculates it for you. With RIO® you customize the cup version to achieve optimal combined anteversion for every patient.⁸